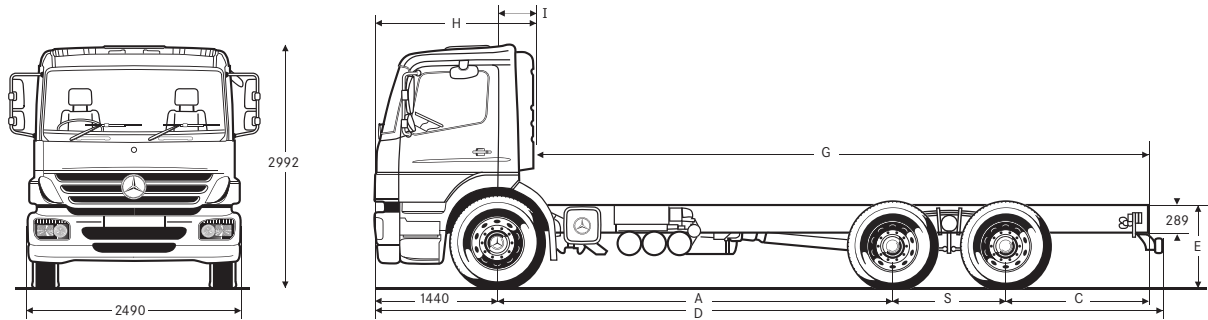


AXOR-R

BLUETEC 4 BLUETEC 5

6x4 Rigid Truck
26,000kg GVW

2629
2633



dimensions (mm)

A Wheelbase	4200	4500
C Rear overhang	1900	1900
D Overall length	9155	9455
E Frame height at rear axle (steel suspension unladen)	1092	1092
G Back of cab to end of frame (day cab)	7060	7360
Back of cab to end of frame (sleeper cab)	6640	6940
H Bumper to back of cab (day cab)	1830	1830
Bumper to back of cab (sleeper cab)	2250	2250
I Cab rear to front axle (day cab)	390	390
Cab rear to front axle (sleeper cab)	810	810
Ground clearance front	294	294
Ground clearance rear	204	204
Frame width (at rear)	763	763
S Rear bogie spread	1350	1350
Turning circle (wall to wall) m	18.8	19.8

Minimum cab gap: Day Cab = 250mm, Sleeper Cab = 150mm

weights (kg)

	2629	
Wheelbase	4200	4500
Kerb Weights (Steel Suspension)*		
Front axle	3802	3814
Rear bogie	3603	3621
Total	7405	7435

Plated Weights	UK Authorised	C&U	Design
GVW	26000	26000	26000
GTW	40000	38000	40000
Front axle	8000	8000	8000
Rear bogie	19000	19000	19000

*2633 adds 80kg to total kerb weight

Weights and dimensions are to standard specification with 20 litres of fuel, 5 litres of AdBlue, oil, water, tools, front and rear underride guards, and front spray suppression.

Kerb weights are subject to a manufacturing tolerance of $\pm 2\%$.

The right is reserved to alter specification or equipment without notice.

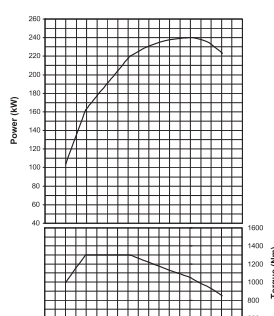
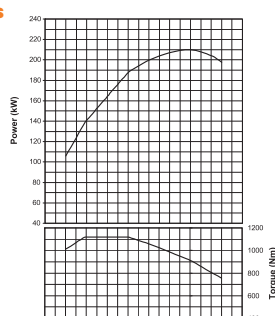


Mercedes-Benz

engine

	2629	2633
Type	Mercedes-Benz OM906LA 6.37 litre turbo-intercooled 6 cylinder direct injection diesel	Mercedes-Benz OM926LA 7.2 litre turbo-intercooled 6 cylinder direct injection diesel
Max. power @ 2200 rpm	210kW 286PS	240kW 326PS
Max. torque @ 1200 - 1600 rpm	1120Nm 826lbft	1300Nm 960lbft
Bore	102mm	106mm
Stroke	130mm	136mm
Capacity	6.37 litres	7.2 litres
Control	Electronic engine management	
Fuel Injection	Direct injection via unit injectors	
Cooling	Water cooled with viscous fan	
Immobiliser	Standard	
Engine Brake	Constant throttle with butterfly	
Exhaust	Stainless steel with SCR catalytic converter LHS	
Cruise Control	Standard	

Performance Curves



transmission

Gearbox & Ratios

	2629	2633
Model	G131-9	G131-9
Type	9-speed synchromesh	9-speed synchromesh
Gearshift	hydraulic	hydraulic
1st	9.48	9.48
2nd	6.64	6.64
3rd	4.82	4.82
4th	3.67	3.67
5th	2.59	2.59
6th	1.81	1.81
7th	1.32	1.32
8th	1.00	1.00
Crawler	14.57	14.57
Reverse	13.86	13.86

Axles

Front - Type	Mercedes-Benz drop centre 'I' beam
- Design capacity	8000kg
Rear - Type	Mercedes-Benz hub reduction with inter-axle and cross-axle differential locks
- Design capacity	19000kg

Clutch

Type	Hydraulically operated single dry plate
Diameter	395mm

Rear Axle Ratios & Performance

	2629	2633
Model		
Standard Axle Ratio	3.714:1	4.333:1
Governed Speed (mph)	56	56
Engine revs at governed speed	1750	2040
Gradeability 1st gear rolling	25%	35%

Other axle ratios may be available on request

Wheels & Tyres

Wheels	- front	9.00 x 22.5
	- rear	8.25 x 22.5
Tyres	- front	315/80R 22.5
	- rear	295/80R 22.5

Spare Wheel and Tyre

Wheel Nut Covers	Optional
	Standard



chassis

Brakes

Front/Rear	Disc brakes (430mm dia)
Service	Dual circuit air system Self adjusting Air dryer heated
Secondary/Parking	Progressive rear spring brake actuators
Load sensing	Rear axle
ABS	Standard

Suspension

Front axle:	Parabolic leaf springs Double acting shock absorbers Stabiliser
Rear axle:	Parabolic dual rate two spring bogie Double acting shock absorbers Stabiliser

Steering

Type	Recirculating ball Integral power assistance Variable ratio Steering column lock Adjustable column
-------------	--

Tanks

	Capacity (litres)	Position
Fuel Tank	300 aluminium	RHS
AdBlue Tank	95 Lockable caps	RHS

Electrical Systems (featuring CAN bus technology)

Voltage	24 volt, negative earth
Battery	2 x 12 volt, 165Ah
Alternator	28 volt/80 amp
Telligent maintenance system	Standard

Protection & Finish

Paint	Gloss paint finish Nova grey chassis Silver wheels
Underbody	Seam and cavity sealing Underbody sealing Part galvanised panels Plastic wings Plastic trim panels
Entry steps	Non-slip metal

General

Ladder frame, high tensile steel
Channel section sidemembers
Bolted rear crossmember
Front spray suppression
Front and rear underride guards

cab

Standard cab	Extended day (SE)	Driver seat	Air suspended
Dashboard	Long Distance	Passenger seat	Non-suspended
Windows in rear wall	Optional	Centre seat	Optional
Bumper	Plastic	Parking brake control	On dashboard
Under bumper spoiler	Standard	Ventilation air filter	Pollen filter
Switch and wiring for body interior light	Standard		

For cab options please see the separate Axor R Cab Specification Sheet CV 548

options

Chassis

Vertical exhaust tailpipe behind cab
Vertical silencer behind cab
Aluminium air reservoirs
Drawbar package
210 litre plastic fuel tank
400 litre aluminium fuel tank
500 litre aluminium fuel tank
Steel fuel tanks
Spare wheel and tyre
Super Singles on front axle
Steel front bumper
Tipper package
Mixer package

Driveline

Higher capacity air compressor
Telligent gearshift (only with G211 gearbox)
G211-16 speed gearbox including 430mm dia clutch
Gear oil cooler
Various PTOs
Telligent braking system with ABS (and ASR)
Aluminium wheels

Cab

Windows in cab rear wall
Night heater in day cab
Radio / Cassette player
Air conditioning
Driver's airbag
Central locking
Air suspension passenger seat
Centre seat and seat belt (only with day cab and only with Distribution dashboard)
Vinyl covered seats (not with centre seat)
Heated windscreen
Tinted glass
Distribution dashboard with parking brake on console beside driver seat (standard with centre seat)
Comfort dashboard (not with centre seat)
Wood trim on instrument panel
Additional sockets in cab
External sun visor - transparent
Sleeper cab with single bed (L)
High roof sleeper cab with one or two beds (LR)
Rear side windows in sleeper cab
Four man bench seat in lieu of bed in sleeper cab, including seat belts, side windows and tip up single passenger seat
Electric glass sunroof (only with high roof sleeper cab)
Roof air deflector
Air horns on cab roof or under cab

Engine

220Ah batteries
100 amp alternator

Electrics

Headlamp washers
Halogen fog lights - front
Audible reverse warning