

AXOR-R

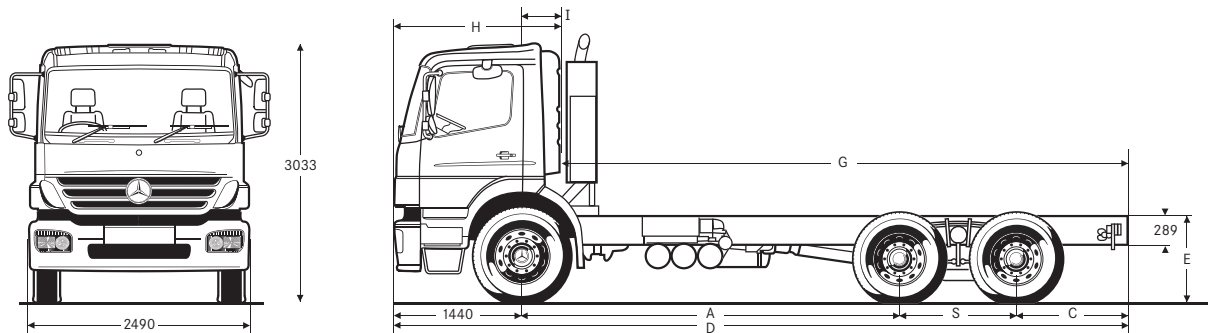
BLUETEC 4

BLUETEC 5

6x4 Mixer
26,000kg GVW

2629B

2633B



dimensions (mm)

A Wheelbase	3900
C Rear overhang	1350
D Overall length	8105
E Frame height at rear axle (steel suspension unladen)	1087
G Back of cab to end of frame (day cab)	6210
H Bumper to back of cab (day cab)	1830
I Cab rear to front axle (day cab)	390
Ground clearance front	294
Ground clearance rear	231
Frame width (at rear)	763
S Rear bogie spread	1350
Turning circle (wall to wall) m	17.5

Minimum cab gap: Day Cab = 500mm

weights (kg)

	2629B Mixer
Wheelbase	3900
Kerb Weights (Steel Suspension)*	
Front axle	3781
Rear bogie	3544
Total	7325

Plated Weights	UK Authorised	C&U	Design
GVW	26000	26000	26000
GTW	40000	38000	40000
Front axle	8000	8000	8000
Rear bogie	19000	19000	19000

*2633B Mixer adds 80kg to total kerb weight

Weights and dimensions are to standard specification with 20 litres of fuel, 5 litres of AdBlue, oil, water, tools.

Kerb weights are subject to a manufacturing tolerance of $\pm 2\%$.

The right is reserved to alter specification or equipment without notice.

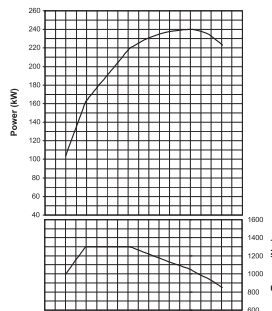
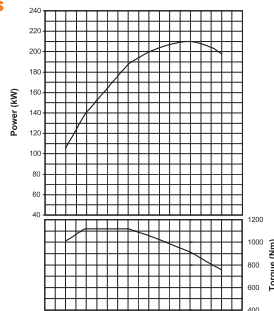


Mercedes-Benz

engine

	2629B Mixer	2633B Mixer
Type	Mercedes-Benz OM906LA 6.37 litre turbo-intercooled 6 cylinder direct injection diesel	Mercedes-Benz OM926LA 7.2 litre turbo-intercooled 6 cylinder direct injection diesel
Max. power @ 2200 rpm	210kW 286PS	240kW 326PS
Max. torque @ 1200 - 1600 rpm	1120Nm 826lbft	1300Nm 960lbft
Bore	102mm	106mm
Stroke	130mm	136mm
Capacity	6.37 litres	7.2 litres
Control	Electronic engine management	
Fuel Injection	Direct injection via unit injectors	
Cooling	Water cooled with viscous fan	
Immobiliser	Standard	
Engine Brake	Constant throttle with butterfly	
Exhaust	Stainless steel with SCR catalytic converter mounted vertically behind cab	
Cruise Control	Standard	

Performance Curves



transmission

Gearbox & Ratios

Model	2629B Mixer	2633B Mixer
Type	G131-9 9-speed synchromesh	G131-9 9-speed synchromesh
Gearshift	hydraulic	
1st	9.48	9.48
2nd	6.64	6.64
3rd	4.82	4.82
4th	3.67	3.67
5th	2.59	2.59
6th	1.81	1.81
7th	1.32	1.32
8th	1.00	1.00
Crawler	14.57	14.57
Reverse	13.86	13.86

Axes

Front - Type	Mercedes-Benz drop centre 'I' beam
- Design capacity	8000kg
Rear - Type	Mercedes-Benz hub reduction with inter-axle and cross-axle differential locks
- Design capacity	19000kg

Clutch

Type	Hydraulically operated single dry plate
Diameter	395mm

Rear Axle Ratios & Performance

Model	2629B Mixer	2633B Mixer
Standard Axle Ratio	4.333:1	4.333:1
Governed Speed (mph)	56	56
Engine revs at governed speed	2040	2040
Gradeability 1st gear rolling	29%	35%

Other axle ratios may be available on request

PTO

Mercedes-Benz constantly driven engine rear mounted PTO. Provides up to 600Nm torque, 1.07:1 ratio, 100mm diameter 6 bolt flange. Mounted in the 11 o'clock position viewed from the rear. Resilient coupling also supplied (loose) for auxiliary driveline with high inertial mass. PSM module also included in standard specification for mixer.

Wheels & Tyres

Wheels - front	9.00 x 22.5
- rear	8.25 x 22.5
Tyres - front	315/80R 22.5
- rear	295/80R 22.5

Spare Wheel and Tyre	Optional
Wheel Nut Covers	Standard



chassis

Brakes

Front/Rear	Disc brakes (430mm dia)
Service	Dual circuit air system Self adjusting Air dryer heated
Secondary/Parking	Progressive rear spring brake actuators
Load sensing	Rear axle
ABS	Standard

Suspension

Front axle:	Parabolic leaf springs Double acting shock absorbers Stabiliser
Rear axle:	Parabolic dual rate two spring bogie Double acting shock absorbers Stabiliser

Steering

Type	Recirculating ball Integral power assistance Variable ratio Steering column lock Adjustable column
-------------	--

Tanks

	Capacity (litres)	Position
Fuel Tank	300 aluminium	RHS
AdBlue Tank	35	RHS
	Lockable caps	
	Filter in fuel filter neck	

cab

Standard cab	Extended day (SE)	Driver seat	Air suspended
Dashboard	Distribution	Passenger seat	Non-suspended
Windows in rear wall	Standard	Centre seat	Optional
Bumper	Steel	Parking brake control	On console beside driver seat
Under bumper spoiler	Not available	Ventilation air filter	Dust filter
Switch and wiring for body interior light	Optional		

Electrical Systems (featuring CAN bus technology)

Voltage	24 volt, negative earth
Battery	2 x 12 volt, 165Ah
Alternator	28 volt/80 amp
Telligent maintenance system	Standard

Protection & Finish

Paint	Gloss paint finish Nova grey chassis Silver wheels
Underbody	Seam and cavity sealing Underbody sealing Part galvanised panels Plastic wings Plastic trim panels
Entry steps	Non-slip metal

General

Ladder frame, high tensile steel
Channel section sidemembers
Bolted rear crossmember
Protective grilles on headlamps

For cab options please see the separate Axor R Cab Specification Sheet CV 548

options

Chassis

Vertical exhaust tailpipe behind cab
Aluminium air reservoirs
Drawbar package
400 litre fuel tank – steel or aluminium
Spare wheel and tyre
Super Singles on front axle

Driveline

Higher capacity air compressor
Telligent gearshift (only with G211 gearbox)
G211-16 speed gearbox including 430mm dia clutch
Gear oil cooler
Telligent braking system with ABS (and ASR)
Aluminium wheels

Cab

Night heater in day cab
Radio / Cassette player
Air conditioning
Central locking
Air suspension passenger seat
Centre seat and seat belt (only with Distribution dashboard)
Vinyl covered seats (not with centre seat)
Heated windscreen
Tinted glass
Long Distance dashboard with parking brake control on dashboard (not with centre seat)
Comfort dashboard (not with centre seat)
Wood trim on instrument panel
Additional sockets in cab
External sun visor - transparent
Air horns on cab roof or under cab

Engine

220Ah batteries
100 amp alternator

Electrics

Xenon headlamps
Headlamp washers
Halogen fog lights - front
Audible reverse warning