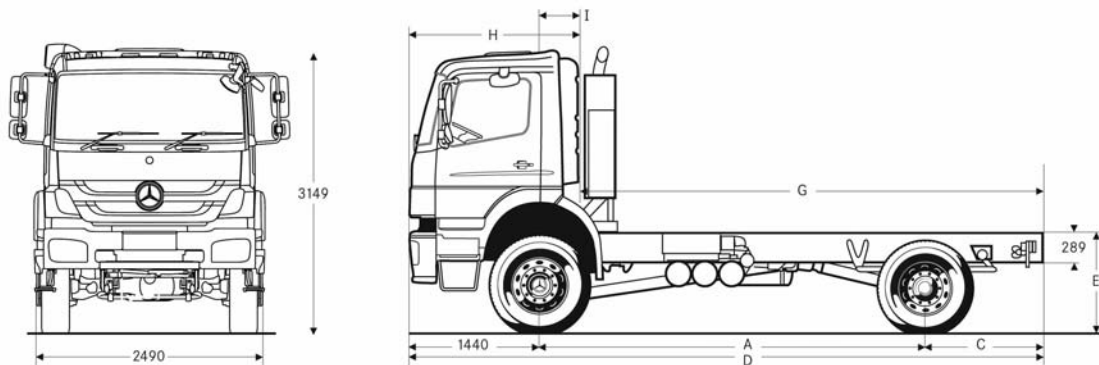


NEW AxOR-R

BLUETEC 5

4x4 Tipper
18,000kg GVW

1824AK
1829AK
1833AK



dimensions (mm)

A Wheelbase	3600	3900
C Rear overhang	1150	1150
D Overall length	6255	6555
E Frame height at rear axle (steel suspension unladen)	1295	1295
G Back of cab to end of frame (day cab)	4360	4660
H Bumper to back of cab (day cab)	1830	1830
I Cab rear to front axle (day cab)	390	390
Ground clearance front	354	354
Ground clearance rear	326	326
Frame width (at rear)	763	763
Turning circle (wall to wall) m	15.3	16.2

Minimum cab gap: Day Cab = 500mm

weights (kg)

1824AK		
Wheelbase	3600	3900
Kerb Weights (Steel Suspension)*		
Front axle	4039	4041
Rear axle	1856	1884
Total	5895	5925

Plated Weights	UK Authorised	C&U	Design
GVW	18000	17270	18000
GTW	32000	32000	32000
Front axle	7100	7100	7500
Rear axle	11500	10170	11500

*1829AK adds 70kg to total kerb weight, 1833AK adds 150kg

Weights and dimensions are to standard specification with 20 litres of fuel, 5 litres of AdBlue, oil, water, tools.

Kerb weights are subject to a manufacturing tolerance of $\pm 2\%$.

The right is reserved to alter specification or equipment without notice.

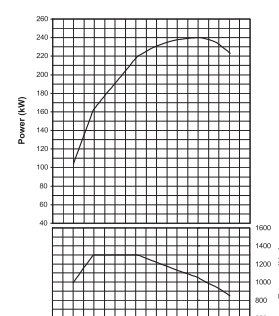
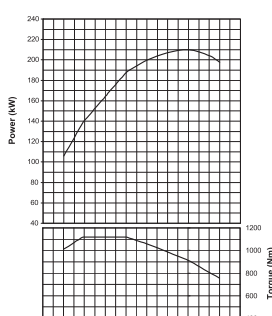
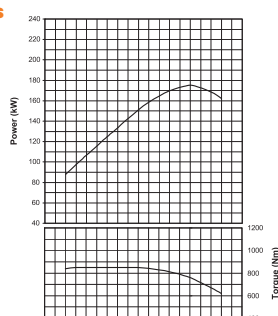


Mercedes-Benz
Trucks you can trust

engine

	1824AK	1829AK	1833AK
Type	Mercedes-Benz OM906LA 6.37 litre turbo-intercooled 6 cylinder direct injection diesel	Mercedes-Benz OM906LA 6.37 litre turbo-intercooled 6 cylinder direct injection diesel	Mercedes-Benz OM926LA 7.2 litre turbo-intercooled 6 cylinder direct injection diesel
Max. power @ 2200 rpm	175kW 238PS	210kW 286PS	240kW 326PS
Max. torque @ 1200 - 1600 rpm	850Nm 627lbft	1120Nm 826lbft	1300Nm 960lbft
Bore	102mm	102mm	106mm
Stroke	130mm	130mm	136mm
Capacity	6.37 litres	6.37 litres	7.2 litres
Control		Electronic engine management	
Fuel Injection		Direct injection via unit injectors	
Cooling		Water cooled with viscous fan	
Immobiliser		Standard	
Engine Brake		Constant throttle with butterfly	
Exhaust		Stainless steel with SCR catalytic converter mounted vertically behind cab	
Cruise Control		Standard	

Performance Curves



transmission

Gearbox & Ratios

Model	1824AK	1829AK	1833AK
Type	G85-6 6-speed synchromesh	G131-9 9-speed synchromesh	G131-9 9-speed synchromesh
Gearshift	hydraulic	hydraulic	hydraulic
1st	6.70	9.48	9.48
2nd	3.81	6.64	6.64
3rd	2.29	4.82	4.82
4th	1.48	3.67	3.67
5th	1.00	2.59	2.59
6th	0.73	1.81	1.81
7th	-	1.32	1.32
8th	-	1.00	1.00
Crawler	-	14.57	14.57
Reverse	6.29	13.86	13.86

Transfer gearbox with permanent drive to front axle and interaxle differential lock.

Standard ratio - 1.00:1, cross country ratio - 1.69:1

Axles

Front - Type	Mercedes-Benz hub reduction driven axle with differential lock
- Design capacity	7500kg
Rear - Type	Mercedes-Benz hub reduction with differential lock
- Design capacity	13000kg

Clutch

Type	Hydraulically operated single dry plate
Diameter	395mm

Rear Axle Ratios & Performance

Model	1824AK	1829AK	1833AK
Standard Axle Ratio	6.000:1	4.333:1	4.333:1
Governed Speed (mph)	56	56	56
Engine revs at governed speed	1990	1970	1970
Gradeability 1st gear rolling	29%/+50%*	41%/+50%*	49%/+50%*

Other axle ratios may be available on request

*with cross country ratio

Wheels & Tyres

Wheels	8.25 x 22.5
Tyres	12R 22.5
Spare Wheel and Tyre	Optional
Wheel Nut Covers	Standard



chassis

Brakes

Front	Drum brakes (410mm x 180mm)
Rear	Drum brakes (410mm x 220mm)
Service	Dual circuit air system Self adjusting Air dryer heated

Secondary/Parking Load sensing ABS	Progressive rear spring brake actuators Rear axle Standard
---	--

Suspension

Front axle:	Parabolic leaf springs Double acting shock absorbers Stabiliser
Rear axle:	Parabolic dual rate leaf springs Double acting shock absorbers Stabiliser

Steering

Type	Recirculating ball Integral power assistance Variable ratio Steering column lock Adjustable column
-------------	--

Tanks

	Capacity (litres)	Position
Fuel Tank	300 aluminium	RHS
AdBlue Tank	35	RHS
	Lockable caps Filter in fuel filter neck	

cab

Standard cab	Extended day (SE)
Dashboard	Distribution
Windows in rear wall	Standard
Bumper	Steel
Under bumper spoiler	Not available
Switch and wiring for body interior light	Optional

Electrical Systems (featuring CAN bus technology)

Voltage	24 volt, negative earth
Battery	2 x 12 volt, 165Ah
Alternator	28 volt/80 amp
Telligent maintenance system	Standard

Protection & Finish

Paint	Gloss paint finish Nova grey chassis Silver wheels
Underbody	Seam and cavity sealing Underbody sealing Part galvanised panels Plastic wings Plastic trim panels
Entry steps	Non-slip metal

General

Ladder frame, high tensile steel
Channel section sidemembers
Bolted rear crossmember
Protective grilles on headlamps

For cab options please see the separate Axor R Cab Specification Sheet CV 548

options

Chassis

- Vertical exhaust tailpipe behind cab
- Aluminium air reservoirs
- Up-rated front axle
- Drawbar package
- 300 litre fuel tank – steel
- 400 litre fuel tank – steel or aluminium
- Spare wheel and tyre
- Super Singles on front axle

Driveline

- G131-9 speed gearbox with 4.333:1 rear axle ratio (1824AK only)
- Telligent AutoTrans (only with 6 speed gearbox)
- Gear oil cooler
- Various PTOs
- Aluminium wheels

Cab

- Night heater in day cab
- Radio / Cassette player
- Air conditioning
- Central locking
- Air suspension passenger seat
- Centre seat with seat belt (only with Distribution dashboard)
- Vinyl covered seats (not with centre seat)
- Heated windscreen
- Tinted glass
- Long Distance dashboard with parking brake control on dashboard (not with centre seat)
- Comfort dashboard (not with centre seat)
- Wood trim on instrument panel
- Additional sockets in cab
- External sun visor – transparent
- Air horns on cab roof or under cab

Engine

- 220Ah batteries
- 100 amp alternator

Electrics

- Headlamp washers
- Halogen fog lights – front
- Yellow roof beacons
- Audible reverse warning

gritter pack

- 100 amp alternator
- 220Ah batteries
- PSM module
- Engine rear PTO – spline drive
- Exhaust with vertical tailpipe ILO vertical silencer
- Heated windscreen
- Additional cab insulation
- Centre seat